

# KEY FACTS ON COMMUNITY FOUNDATIONS

## Outlook for Community Foundation Giving

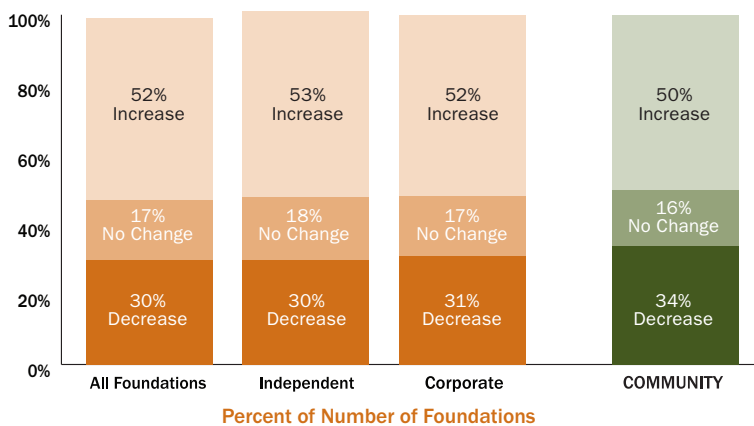
Giving by community foundations declined an estimated 2.1 percent in 2010 following a 7.1 percent reduction in 2009. This is the first consecutive-year decline in community foundation giving recorded since the Foundation Center began separately tracking community foundations in 1981.<sup>1</sup>

The reduction in community foundation giving last year was far from universal. In fact, community foundations responding to the latest “Foundation Giving Forecast Survey” actually reported a *median increase* in 2010 giving (2.5 percent) while independent and corporate foundations did not (0.0 percent). However, the largest community foundations—those with giving of \$10 million or more—were more likely to have reported lower funding levels in 2010.

Community foundations appear to be optimistic about prospects for increased giving in 2011. According to the Foundation Center’s latest “Foundation Giving Forecast Survey,” half of community foundations (50 percent) anticipate increasing their giving this year and another 16 percent expect it to remain steady.

<sup>1</sup>For more details see S. Lawrence and R. Mukai, *Foundation Growth and Giving Estimates: Current Outlook*, The Foundation Center, New York, 2011.

## Half of surveyed community foundations increased giving in 2011



Note: A total of 1,180 foundations responded to this question, including 883 independent, 192 community, and 105 corporate foundations. Due to rounding, figures may not add up to 100 percent.

**\$4 billion**

Estimated giving by community foundations in 2010

**-2.1%**

Estimated decrease in community foundation giving between 2009 and 2010

**737**

Number of grantmaking community foundations in 2009

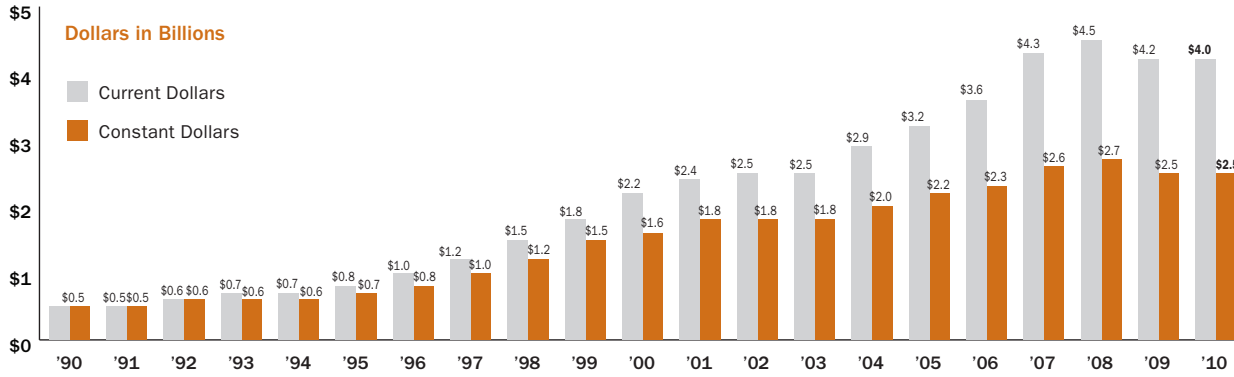
**44.6%**

Share of community foundations reporting more than \$1 million in giving in 2009

**9.1%**

Community foundation giving as a share of all foundation giving in 2009

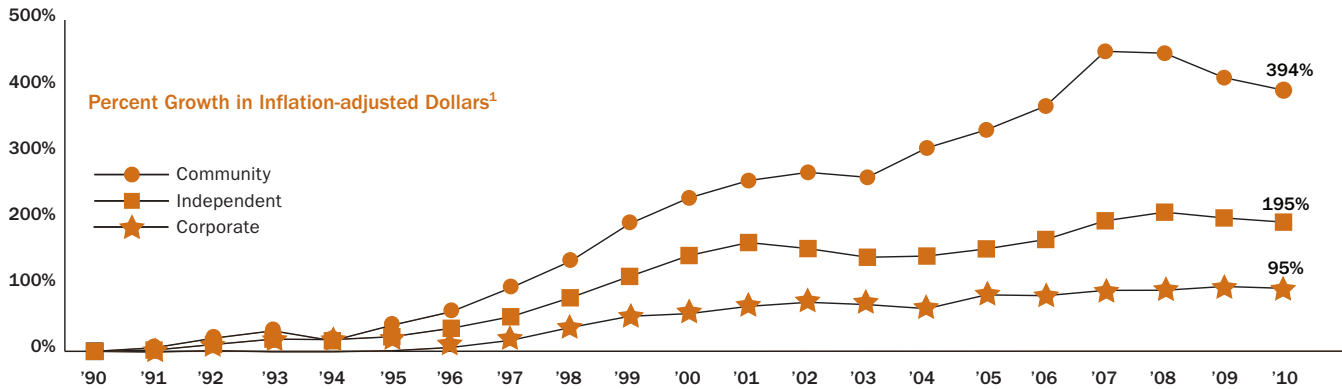
## Inflation-adjusted community foundation giving has increased fivefold since 1990



Note: Figures estimated for 2010.

<sup>1</sup>Percent change in constant 1990 dollars based on annual average Consumer Price Index, all urban consumers (Source: U.S. Department of Labor, Bureau of Labor Statistics, as of February 2011).

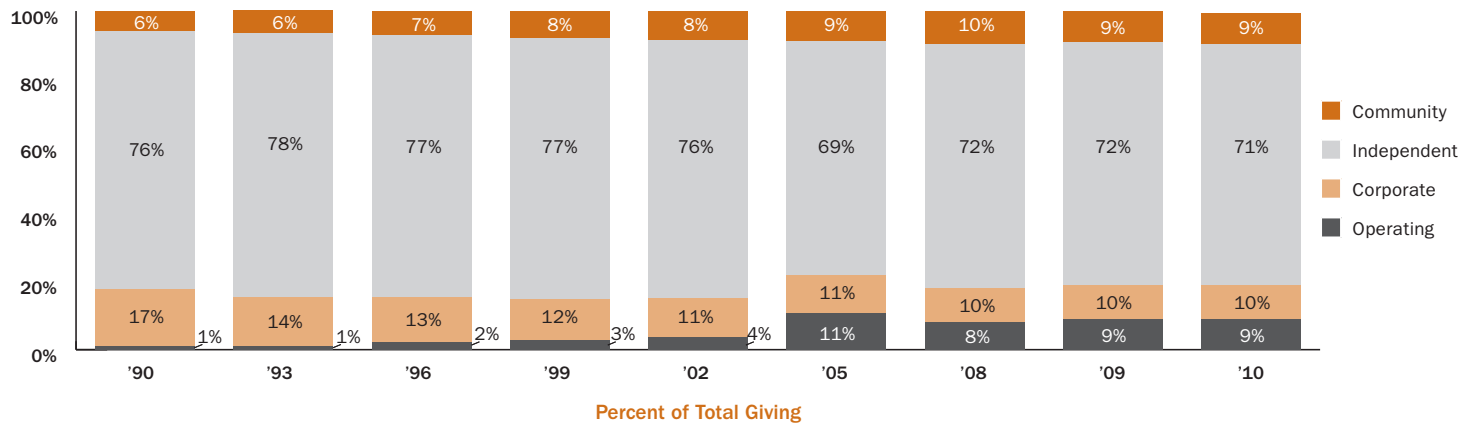
## Accounting for inflation, community foundations reported the fastest cumulative growth in giving since 1990



Note: Figures estimated for 2010.

<sup>1</sup>Percent change in constant 1990 dollars based on annual average Consumer Price Index, all urban consumers (Source: U.S. Department of Labor, Bureau of Labor Statistics, as of February 2011).

## Since 1990, community foundations have increased their share of overall foundation giving



Note: Figures estimated for 2010; due to rounding, figures may not add up to 100 percent.

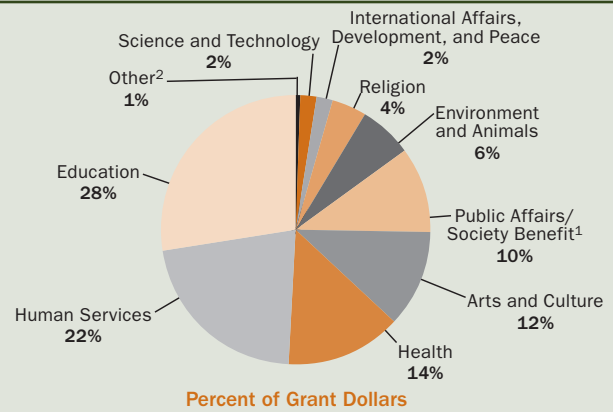
## Community Foundation Giving Patterns, 2009

Compared to independent and corporate foundations, the larger community foundations included in the Foundation Center's 2009 grants sample<sup>1</sup> were more likely to provide funding for education and human services. They were less likely to provide funding for health, international affairs, and science and technology.

By target population group, community foundation giving primarily benefited the economically disadvantaged and children and youth—consistent with independent and corporate foundations. By types of support, community foundations favored program support, followed by general operating support.

<sup>1</sup>The Foundation Center's 2009 grants sample database includes all of the grants of \$10,000 or more awarded by 1,384 of the largest U.S. foundations, including 134 community foundations. The overall sample accounted for roughly half of grant dollars awarded by the more than 76,000 grantmaking U.S. foundations.

### Education and human services were the top priorities of community foundations in 2009

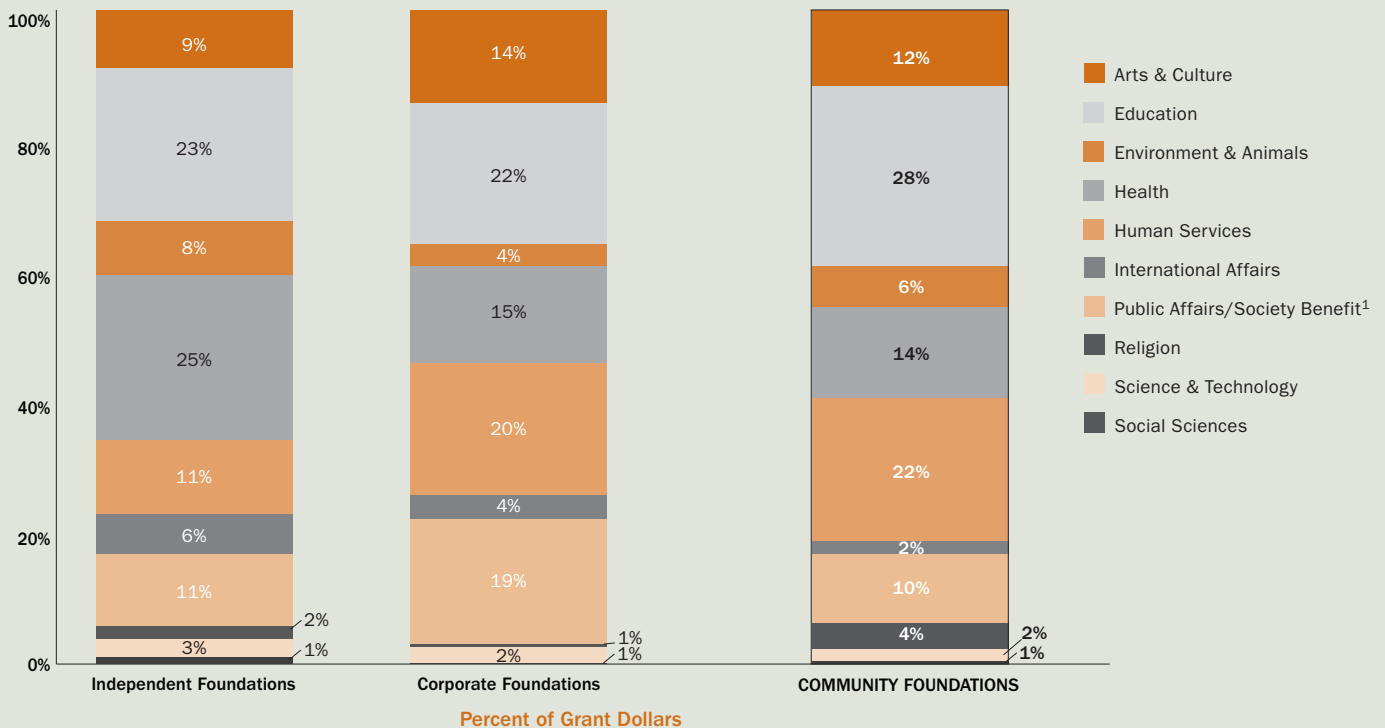


Note: Based on a sample of 134 larger community foundations. Due to rounding, figures may not add up to 100 percent.

<sup>1</sup>Includes civil rights and social action, community improvement and development, philanthropy and voluntarism, and public affairs.

<sup>2</sup>Includes 0.5 percent of community foundation grant dollars awarded for the social sciences.

### Community foundations were more likely than other foundations to fund education and human services in 2009

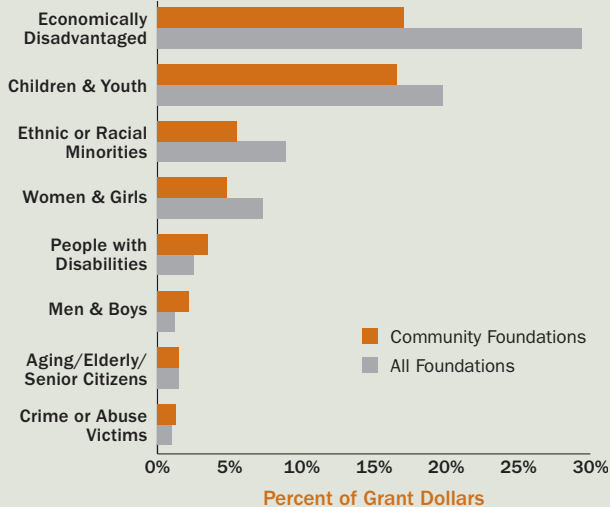


Note: Based on a sample of 1,384 larger foundations, including 134 community foundations. Due to rounding, figures may not add up to 100 percent.

<sup>1</sup>Includes civil rights and social action, community improvement and development, philanthropy and voluntarism, and public affairs.

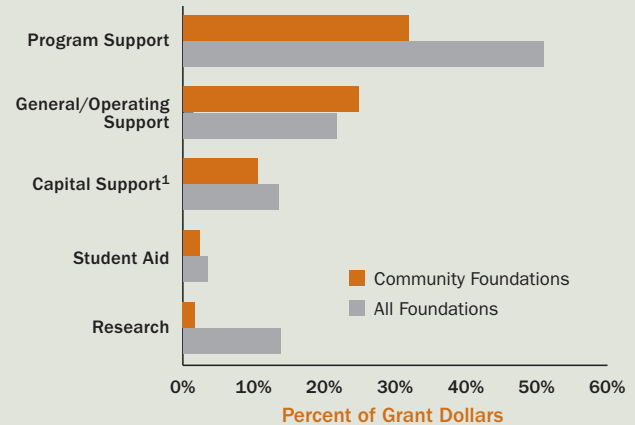
## Community Foundation Giving Patterns, 2009, continued

Community foundations prioritized giving for the economically disadvantaged and children and youth in 2009



Note: Based on a sample of 1,384 larger foundations, including 134 community foundations. Chart includes selected beneficiary groups representing at least 1 percent of community foundation grant dollars. Figures represent only grants awarded to groups that could be identified as serving specific populations or grants whose descriptions specified a benefit for a specific population. These figures do not reflect all giving benefiting these groups. In addition, grants may benefit multiple population groups, e.g., a grant for homeless children, and would therefore be counted more than once.

Community foundations allocated a larger share of their grant dollars for operating support than did foundations overall in 2009



Note: Based on a sample of 1,384 larger foundations, including 134 community foundations. Approximately 40 percent of community foundation grant dollars could not be identified by type of support.  
<sup>1</sup>Includes endowment funds.

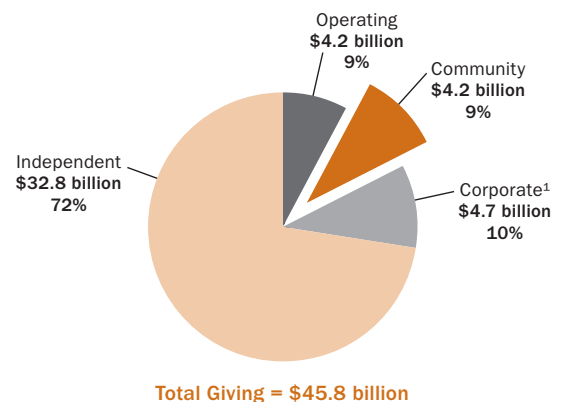
## Summary 2009 Statistics for Community Foundations

### Change in Community Foundations, 2008 to 2009

	2008	2009	% Change
No. of Foundations	709	737	3.9
Total Giving	\$ 4,492,032	\$ 4,174,413	-7.1
Total Assets	\$49,622,739	\$49,491,219	-0.3
Gifts Received	\$ 5,620,189	\$ 4,814,379	-14.3

Note: Dollars in thousands.

Community foundation giving represented about one-tenth of total foundation giving in 2009



Note: Based on total giving of 76,545 grantmaking private and community foundations.  
<sup>1</sup>Includes giving by corporate operating foundations.

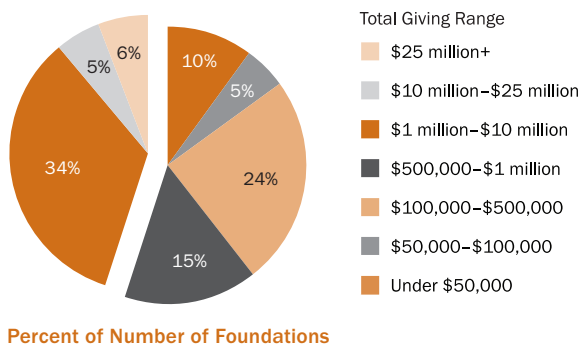
## Summary 2009 Statistics for Community Foundations, continued

### Top 25 Community Foundations by Total Giving, 2009

Foundation Name	State	Total Giving <sup>d</sup>	Assets	Gifts Received	Fiscal Date
1. Greater Kansas City Community Foundation	MO	\$183,493,211	\$1,107,725,820	\$200,896,989	12/31/2009
2. Silicon Valley Community Foundation	CA	154,255,000	1,749,109,000	237,591,000	12/31/2009
3. Community Foundation for Greater Atlanta	GA	142,126,513	650,639,650	115,895,470	12/31/2009
4. California Community Foundation	CA	129,207,000	1,120,523,000	134,004,000	6/30/2010
5. New York Community Trust	NY	123,411,403	1,741,811,259	84,038,325	12/31/2009
6. Tulsa Community Foundation	OK	117,692,000	4,412,774,000	257,823,000	12/31/2009
7. Chicago Community Trust	IL	110,608,629	1,503,434,485	80,869,652	9/30/2009
8. Foundation For The Carolinas	NC	89,879,356	711,620,777	101,207,019	12/31/2009
9. Boston Foundation	MA	82,464,000	733,030,000	82,913,000	6/30/2010
10. Columbus Foundation and Affiliated Organizations	OH	79,774,602	955,200,219	80,110,077	12/31/2009
11. Communities Foundation of Texas	TX	76,050,000	705,056,000	50,665,000	6/30/2010
12. San Francisco Foundation	CA	75,639,000	980,064,000	45,566,000	6/30/2010
13. Cleveland Foundation	OH	75,003,898	1,807,423,508	34,446,566	12/31/2009
14. Community Foundation for Southeast Michigan	MI	67,259,122	571,969,510	32,537,062	12/31/2009
15. Greater Cincinnati Foundation	OH	65,083,276	436,408,119	55,574,092	12/31/2009
16. Oregon Community Foundation	OR	60,700,000	1,040,106,343	32,753,622	12/31/2009
17. Greater Houston Community Foundation	TX	55,520,452	261,809,726	51,545,547	12/31/2009
18. Marin Community Foundation	CA	54,838,016	1,014,427,025	33,137,065	6/30/2010
19. Seattle Foundation	WA	47,980,508	596,781,393	65,633,142	12/31/2009
20. Community Foundation of Middle Tennessee	TN	46,935,305	370,316,803	32,727,137	12/31/2009
21. San Diego Foundation	CA	40,253,000	471,358,000	43,294,000	6/30/2010
22. Community Foundation of Greater Memphis	TN	39,935,244	247,927,948	30,715,401	4/30/2009
23. Denver Foundation	CO	38,601,866	522,486,233	64,930,382	12/31/2009
24. Saint Paul Foundation	MN	38,110,426	652,956,593	49,455,869	12/31/2009
25. Dayton Foundation	OH	35,131,778	332,336,827	63,856,140	6/30/2010

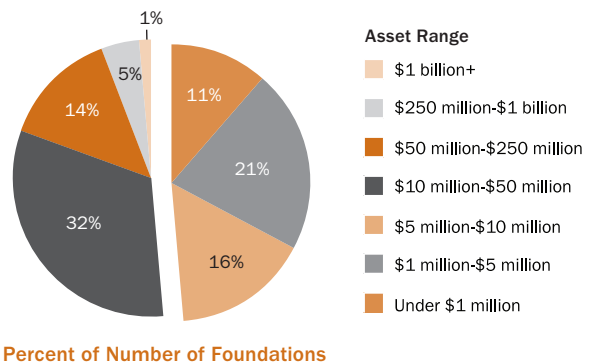
<sup>d</sup>Includes grants, scholarships, and employee matching gifts; excludes set-asides, loans, PRIs, and program expenses.

### Giving: 45 percent of community foundations reported \$1 million or more in giving in 2009



Note: Based on total giving by 737 grantmaking community foundations. Due to rounding, figures may not add up to 100 percent.

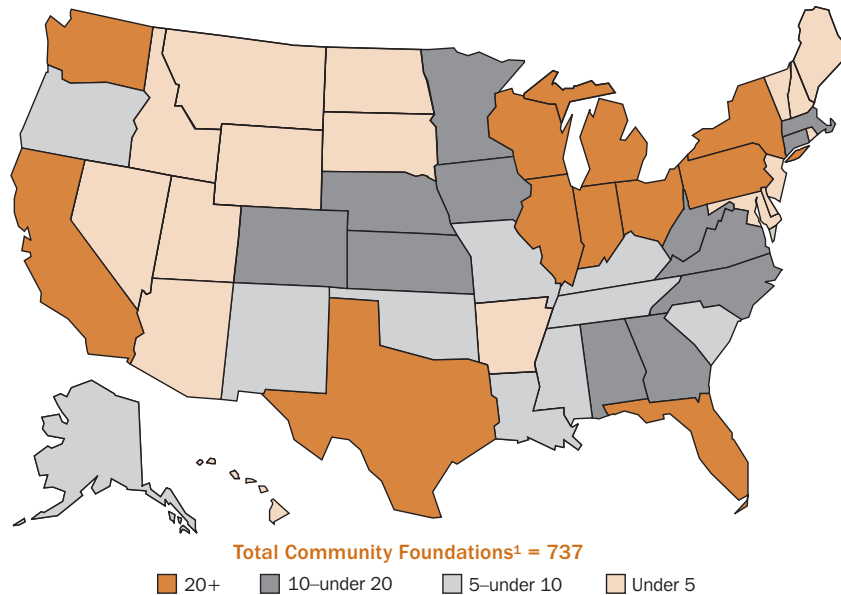
### Assets: 52 percent of community foundations reported \$10 million or more in assets in 2009



Note: Based on 737 grantmaking community foundations. Due to rounding, figures may not add up to 100 percent.

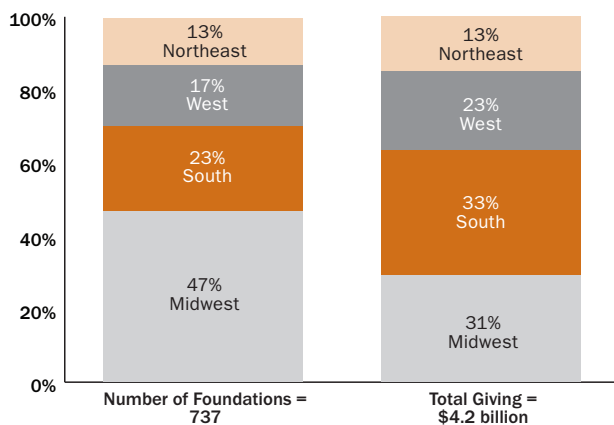
## Summary 2009 Statistics for Community Foundations, continued

### Community Foundations by State, 2009



<sup>1</sup>Number of community foundations includes one foundation located in Puerto Rico and one in the Virgin Islands.

### The Midwest accounted for close to half of community foundations in 2009



Note: Giving includes grants, scholarships, and employee matching gifts; excludes set-asides, loans, PRIs, and program expenses.



**FOUNDATION  
CENTER**

Knowledge to build on.

79 Fifth Avenue ♦ New York, NY 10003  
[foundationcenter.org](http://foundationcenter.org) ♦ (212) 620-4230

**Source for all data:** The Foundation Center

For more information contact Marc Almanzor at (212) 807-2467 or [mga@foundationcenter.org](mailto:mga@foundationcenter.org). "Key Facts on Community Foundations" is available at [foundationcenter.org](http://foundationcenter.org).