

# 2002-2003 ARTS EDUCATION PERFORMANCE INDICATORS

UPDATED March 2004

## OVERVIEW

These *Arts Education Performance Indicators (AEPI)* document the status of arts education in each of the County's 82 school districts. As the first ongoing examination of arts education in Los Angeles County, this report provides a framework to evaluate self-reported school district data on critical success factors for arts education. It is a crucial component of the County's ability to measure and track district improvement over time.

*AEPI* ensures that the arts are one of the indicators by which school districts are measured.

## CRITICAL SUCCESS FACTORS

A high quality, sequential K-12 education in dance, music, theater, and visual is measured by five critical success factors – a school board adopted arts education policy and plan, district level arts coordinator, an arts budget of at least 5% and a student to credentialed arts teacher ratio no higher than 400:1. These factors are based upon numerous reports and studies, most notably *Arts in Focus: Los Angeles Countywide Arts Education Survey* (Los Angeles County Arts Commission, 2001) and *Gaining the Arts Advantage: Lessons from School Districts That Value Arts Education* (Presidents Committee on the Arts and Humanities and Arts Education Partnership, 1999) and create the cornerstone for quality, sustainable arts education.

School districts demonstrate their commitment to arts education by first and foremost creating a vision of what systemic sequential arts should include for their schools. Ideally, this vision results from the collaborative effort of community stakeholders, including district leadership, school board members, PTA leadership and community arts leaders. The stakeholder group translates the vision into a district policy and a plan with achievable benchmarks. The school board's adoption of these critical indicators establishes the infrastructure and road map for the long-term implementation of comprehensive sequential district wide arts education.

Coordinators act as the liaison between central office policies and individual schools, providing the necessary leadership to implement the board adopted policy and district-wide plan. Providing a specific allocation of district dollars annually based upon the total budget is a strong indication of the value a district places on their arts education program. Lastly, but as importantly, teachers are the essential human resources trained to implement curriculum. For sequential arts education to succeed, an appropriate ratio of credentialed art teachers must be supported and maintained.

## CURRENT COUNTY ARTS EDUCATION CONDITIONS

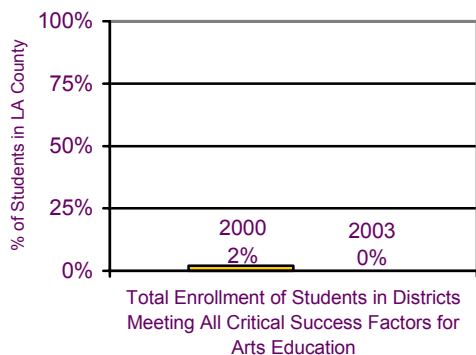
According to self-reported school district data, the percentage of districts with the critical success factors for arts education decreased over the past three years, resulting in a decreased percentage of students receiving a quality, sequential arts education. Of note is the 14 percent decrease in the number of districts employing arts coordinators who oversee and ensure the implementation of the arts curricula district wide.

Critical Success Factors for Sequential K-12 Arts Education

	2000	2003	% Change
Policy	47%	29%	-18%
Plan	52%	40%	-12%
Coordinator	33%	19%	-14%
Budget of 5% *	16%	*	--
Ratio of 400:1 Students to Arts Teachers	16%	12%	-4%

\* The 2003 budget data is unavailable.

*Arts in Focus* (2001), the first-ever survey of arts education in Los Angeles County, is the basis for the 2000 data, and the *Arts Education Performance Indicators* (2003) provides a second year of baseline information. These surveys show that in 2000, only 2% of all students attended school districts meeting all five critical success factors. This percentage dropped to zero in 2003, a decline that is consistent with what happens when there is no infrastructure to support arts education at the district level.



It is important to note that the Los Angeles Unified School District has been successfully implementing a school board adopted 10-year plan for district-wide arts education. Given the size of this district, with over 700,000 of the 1.7 million students in public school in Los Angeles County, their budget allocation and student teacher ratio represent a positive forward momentum towards meeting the goals of the critical success factors.

### WHERE DO WE GO FROM HERE?

In 2002, the Los Angeles County Board of Supervisors adopted *Arts for All: Los Angeles County Regional Blueprint for Arts Education*, a ten year plan providing a series of policy changes and educational initiatives to create systemic change and institutionalize arts education in each of the 82 school districts in Los Angeles County. Beginning in 2003, the California Alliance for Arts Education, a key *Arts for All* partner, is providing coaching assistance and support to five school districts each year to help districts adopt a policy, plan and budget to successfully build the capacity to provide K-12 sequential arts education.

Through funding from Sony Pictures Entertainment and the National Endowment for the Arts, five district teams, comprised of district leadership, school board members, PTA leadership and community arts leaders, are receiving support during the 2003/2004 school year. These districts include **Culver City, Norwalk/LaMirada, Pasadena, Rosemead and Santa Monica/Malibu.**

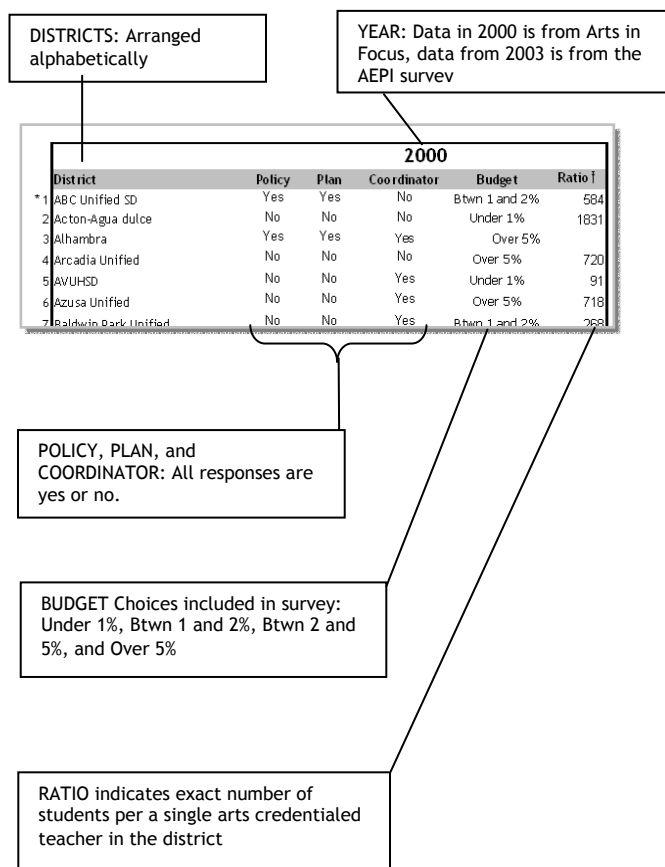
The **Los Angeles County Office of Education** is also included this first year as the sixth district receiving guidance to provide sequential arts education in the juvenile halls, probation camps, community schools and

special education sites through an Arts Work grant from the California Department of Education.

This annual AEPI report is a key strategy of *Arts for All*. Each year districts will be resurveyed on the five critical success factors for arts education.

### HOW TO READ THESE CHARTS

The following chart is a compilation of the respondent's self-reported data.

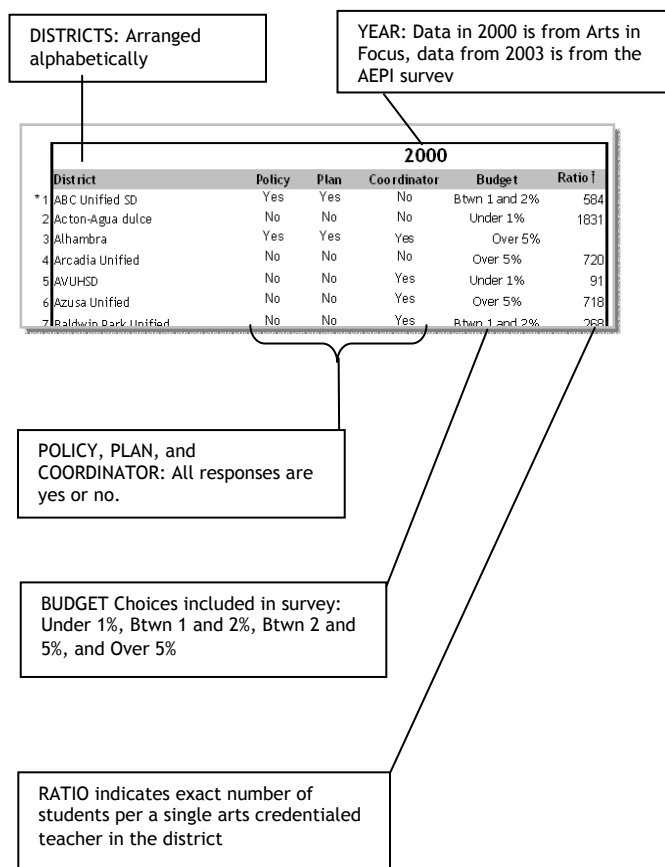


special education sites through an Arts Work grant from the California Department of Education.

This annual AEPI report is a key strategy of *Arts for All*. Each year districts will be resurveyed on the five critical success factors for arts education.

### HOW TO READ THESE CHARTS

The following chart is a compilation of the respondent's self-reported data.



2000					
District	Policy	Plan	Coordinator	Budget	Ratio %
1 ABC USD	Yes	Yes	No	Btwn 1 and 2%	584
2 Acton-Agua Dulce USD	No	No	No	Under 1%	1831
3 Alhambra SD	Yes	Yes	Yes	Over 5%	
4 Arcadia USD	No	No	No	Over 5%	720
5 Antelope Valley Union HSD	No	No	Yes	Under 1%	91
6 Azusa USD	No	No	Yes	Over 5%	718
7 Baldwin Park USD	No	No	Yes	Btwn 1 and 2%	268
8 Bassett USD	No	No	No	Under 1%	1040
9 Bellflower USD	Yes	Partly	No	Btwn 1 and 2%	1066
10 Beverly Hills USD	No	Partly	Yes	Under 1%	359
11 Bonita USD	No	No	No	Over 5%	1046
12 Burbank USD	Yes	Yes	No	Btwn 1 and 2%	489
13 Castaic USD	No	Yes	No	Under 1%	764
14 Centinela Valley Union HSD	Yes	No	No	Under 1%	None
15 Charter Oak Unified	Yes	No	No	Under 1%	572
16 Claremont USD	No	No	No	Over 5%	532
17 Compton USD	Yes	Yes	Yes	Over 5%	None
18 Covina-Valley USD	No	No	No	Btwn 1 and 2%	None
19 Culver City USD	No	No	No	Under 1%	498
20 Downey USD	No	No	No	Under 1%	624
21 Duarte USD	Yes	No	No	Under 1%	606
22 East Whittier City SD	DECLINED TO PARTICIPATE				
23 Eastside Union SD	Yes	Yes	No	Under 1%	2423
24 El Monte City SD	No	Yes	No	Btwn 1 and 2%	None
25 El Monte Union HSD	No	No	No	Don't Know	66
26 El Rancho USD	No	No	No	Under 1%	711
27 El Segundo USD	No	No	No	Under 1%	434
28 Garvey SD	No	No	No	Under 1%	2907
29 Glendale USD	Yes	Yes	Yes	Under 1%	364
30 Glendora USD	No	Yes	Yes	Under 1%	583
31 Gorman Joint SD	Yes	Yes	Yes	Under 1%	512
32 Hacienda La Puente USD	Yes	No	No	Over 5%	None
33 Hawthorne SD	No	Yes	Yes	Under 1%	2058
34 Hermosa Beach City SD	Yes	Partly	----	Under 1%	1755
35 Hughes-Elizabeth Lakes Union SD	No	No	No	Under 1%	None
36 Inglewood USD	No	No	No	Over 5%	1591
37 Keppel Union SD	Yes	Yes	No	Btwn 1 and 2%	3761
38 La Canada USD	Yes	Yes	No	Btwn 1 and 2%	452
39 LA County Office of Education	Yes	Yes	Yes	Btwn 1 and 2%	157
40 Lancaster SD	No	No	No	Under 1%	2336
41 Las Virgenes USD	Yes	Yes	No	Under 1%	3388
42 Lawndale SD	No	No	No	Over 5%	1339
43 Lennox SD	Yes	Yes	No	Under 1%	3035
44 Little Lake City SD	No	No	No	Over 5%	None
45 Long Beach USD	Yes	Partly	Yes	Btwn 1 and 2%	627
46 Los Angeles USD	Yes	Yes	Yes	Under 1%	690
47 Los Nietos SD	Yes	No	No	Under 1%	None
48 Lowell Joint SD	Yes	No	Yes	Under 1%	2513
49 Lynwood USD	No	No	Yes	Under 1%	337
50 Manhattan Beach USD	Yes	No	No	Under 1%	350
51 Monrovia USD	No	No	No	Btwn 1 and 2%	1310
52 Montebello USD	Yes	Yes	Yes	Over 5%	340
53 Mountain View SD	No	No	Yes	Under 1%	None
54 Newhall SD	Yes	No	No	Under 1%	None
55 Norwalk-La Mirada USD	Yes	No	No	Under 1%	2502
56 Palmdale SD	DECLINED TO PARTICIPATE				
57 Palos Verdes Peninsula USD	Yes	Yes	Yes	Over 5%	614
58 Paramount USD	No	Yes	No	Under 1%	None
59 Pasadena USD	No	No	Yes	Over 5%	599
60 Pomona USD	No	Yes	Yes	Under 1%	3117
61 Redondo Beach USD	No	Yes	Yes	Under 1%	590
62 Rosemead SD	No	Yes	Yes	Under 1%	889
63 Rowland USD	Yes	Yes	No	Btwn 1 and 2%	666
64 San Gabriel USD	Yes	Yes	Yes	Under 1%	514
65 San Marino USD	No	Yes	No	Btwn 2 & 5%	365
66 Santa Monica-Malibu USD	Yes	Yes	Yes	Btwn 2 & 5%	None
67 Saugus Union SD	No	No	No	Under 1%	None
68 South Pasadena USD	Yes	Yes	No	Under 1%	602
69 South Whittier SD	Yes	No	No	Under 1%	2528
70 Sulphur Springs Union SD	Yes	Yes	No	Btwn 1 and 2%	2763
71 Temple City USD	No	No	Yes	Btwn 2 & 5%	982
72 Torrance USD	Yes	Yes	No	Under 1%	426
73 Valle Lindo SD	No	Yes	No	Btwn 1 and 2%	None
74 Walnut Valley USD	Yes	Yes	No	Under 1%	444
75 West Covina USD	No	Partly	No	Under 1%	764
76 Westside Union SD	Yes	Yes	No	Under 1%	1530
77 Whittier City SD	No	Yes	----	Under 1%	None
78 Whittier Union HSD	No	Yes	Yes	Btwn 1 and 2%	89
79 Wilsona SD	No	No	No	Btwn 1 and 2%	957
80 Wiseburn SD	Yes	Yes	No	Under 1%	None
81 William S. Hart Union HSD	No	No	No	Under 1%	165

2003					
District	Policy	Plan	Coordinator	Budget ***	Ratio
ABC USD	Yes	Yes	No		977
Acton-Agua Dulce USD	No	No	No		2070
Alhambra SD	Yes	No	Yes		760
Arcadia USD	No	No	No		388
Antelope Valley Union HSD	No	No	No		429
Azusa USD	Yes	No	No		800
Baldwin Park USD	No	No	Yes		654
Bassett USD	DECLINED TO PARTICIPATE				
Bellflower USD	Yes	Yes	No		None
Beverly Hills USD	No	Yes	No		208
Bonita USD	DECLINED TO PARTICIPATE				
Burbank USD	No	No	No		None
Castaic USD	Yes	Yes	Yes		579
Centinela Valley Union HSD	DECLINED TO PARTICIPATE				
Charter Oak Unified	No	No	No		971
Claremont USD	No	No	No		733
Compton USD	No	No	No		10408
Covina-Valley USD	DECLINED TO PARTICIPATE				
Culver City USD	Yes	Partly	No		766
Downey USD	No	Yes	No		1294
Duarte USD	No	No	No		1571
East Whittier City SD	Yes	No	No		157
Eastside Union SD	DECLINED TO PARTICIPATE				
El Monte City SD	DECLINED TO PARTICIPATE				
El Monte Union HSD	Yes	Yes	No		447
El Rancho USD	No	No	No		1019
El Segundo USD	No	Yes	No		339
Garvey SD	No	No	No		2233
Glendale USD	Yes	Partly	No		644
Glendora USD	No	No	No		500
Gorman Joint SD	No	No	No		70
Hacienda La Puente USD	No	No	No		1500
Hawthorne SD	Yes	Yes	No		3269
Hermosa Beach City SD	DECLINED TO PARTICIPATE				
Hughes-Elizabeth Lakes Union SD	No	No	No		435
Inglewood USD	No	No	No		1385
Keppel Union SD	No	No	No		1500
La Canada USD	DECLINED TO PARTICIPATE				
LA County Office of Education	Yes	Partly	Yes		2022
Lancaster SD	No	Yes	No		4000
Las Virgenes USD	No	No	No		632
Lawndale SD	No	Yes	Yes		1220
Lennox SD	No	No	No		3550
Little Lake City SD	No	No	No		1275
Long Beach USD	No	No	Yes		539
Los Angeles USD	Yes	Yes	Yes		822
Los Nietos SD	No	No	Yes		None
Lowell Joint SD	No	No	No		837
Lynwood USD	DECLINED TO PARTICIPATE				
Manhattan Beach USD	No	Partly	No		6400
Monrovia USD	No	No	No		837
Montebello USD	Yes	Yes	No		959
Mountain View SD	No	No	No		1733
Newhall SD	No	No	No		1305
Norwalk-La Mirada USD	No	No	No		None
Palmdale SD	No	No	No		2200
Palos Verdes Peninsula USD	DECLINED TO PARTICIPATE				
Paramount USD	No	No	No		783
Pasadena USD	Yes	Partly	No		459
Pomona USD	Yes	Yes	Yes		None
Redondo Beach USD	DECLINED TO PARTICIPATE				
Rosemead SD	Yes	Partly	No		850
Rowland USD	No	Partly	No		1437
San Gabriel USD	No	Yes	No		396
San Marino USD	DECLINED TO PARTICIPATE				
Santa Monica-Malibu USD	Yes	Partly	Yes		250
Saugus Union SD	No	No	No		None
South Pasadena USD	Yes	Yes	No		410
South Whittier SD	No	No	No		900
Sulphur Springs Union SD	No	Yes	No		2728
Temple City USD	DECLINED TO PARTICIPATE				
Torrance USD	DECLINED TO PARTICIPATE				
Valle Lindo SD	DECLINED TO PARTICIPATE				
Walnut Valley USD	DECLINED TO PARTICIPATE				
West Covina USD	No	No	No		1000
Westside Union SD	No	No	No		1605
Whittier City SD	Yes	Yes	Yes		817
Whittier Union HSD	No	Partly	No		329
Wilsona SD	No	No	Yes		None
Wiseburn SD	No	No	No		950
William S. Hart Union HSD	No	No	No		439

\* All 82 Districts were invited complete the survey. Alhambra City and High School Districts reported together.

\*\* All survey data is self reported.

\*\*\* 2003 budget data is unavailable.

†The ratio is 1 teacher to x number of students.



This report was developed by the Executive Committee of the Los Angeles County Task Force on Arts Education under the direction of Ayanna H. Higgins, Arts Education Director, Los Angeles County Arts Commission. Report writing and data analysis was provided by Sofia Klatzker, Arts Education Coordinator, Los Angeles County Arts Commission. Evaluation Consultant Terry Wolverton/Consult'Her developed the Arts Education Performance Indicators survey and compiled the data. The AEPI survey was distributed electronically to each of the 82 school districts by the Los Angeles County Office of Education.

The Executive Committee would like to thank each of the Los Angeles County school districts that completed the AEPI survey.

**Los Angeles County Task Force for Arts Education  
Executive Committee 2003-04**

Alis Clausen

*Member, Los Angeles County Arts Commission*

Del Huff

*Senior Deputy, Supervisor Yvonne Braithwaite Burke*

Janice Pober

*Senior Vice President, Corporate Affairs, Sony Pictures Entertainment*

Darline Robles

*Superintendent, Los Angeles County Schools*

Laurie Schell

*Executive Director, California Alliance for Arts Education*

Carl Selkin

*Dean, College of Arts and Letters, California State University, Los Angeles*

Mark Slavkin

*Vice President, Education, Music Center of Los Angeles County*

Gail Tierney

*Deputy, Chairman Don Knabe*

Laura Zucker

*Executive Director, Los Angeles County Arts Commission*