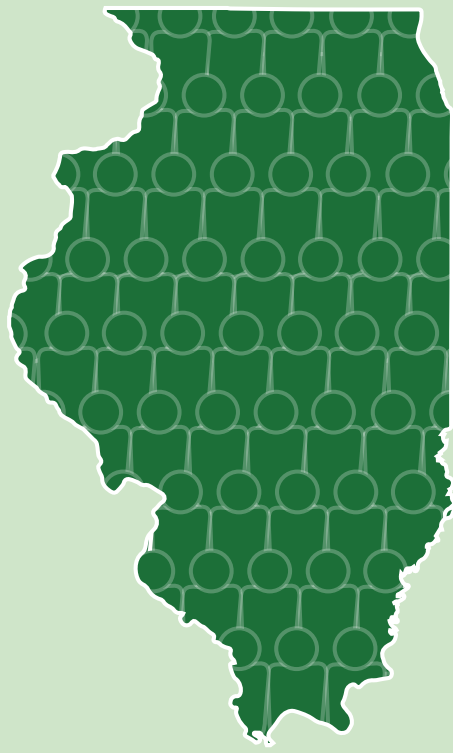


PREVALENCE OF DOMESTIC VIOLENCE

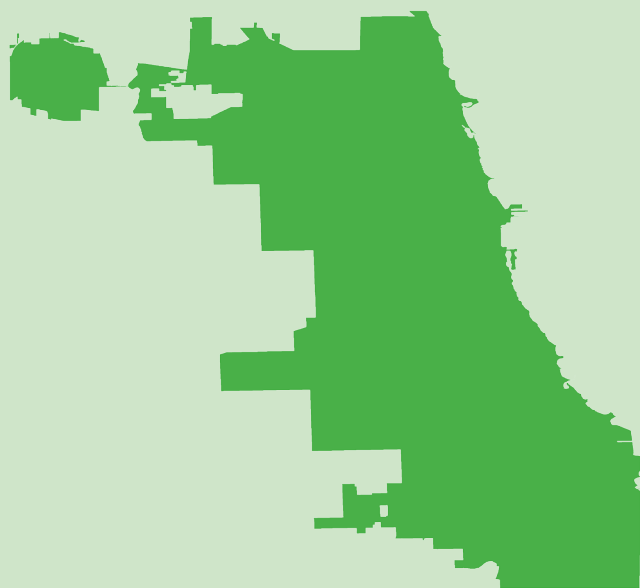


ILLINOIS

MORE THAN **2 MILLION ILLINOISANS** HAVE EXPERIENCED DOMESTIC VIOLENCE IN THEIR LIFETIME.¹

COOK COUNTY

IN 2015, THERE WERE **25,601 ORDERS OF PROTECTION** ISSUED; A RATE OF 489 ORDERS PER 100,000 PEOPLE.²




CHICAGO

THERE WERE **46,301 DOMESTIC CRIME INCIDENTS** IN 2016; A RATE OF 1,704 DOMESTIC INCIDENTS PER 100,000 CHICAGOANS.³

DV SERVICES IN CHICAGO

A TOTAL OF **10,194 ADULTS AND CHILDREN** RECEIVED DOMESTIC VIOLENCE SERVICES IN CHICAGO IN 2016.⁴



IN 2016, THE DOMESTIC VIOLENCE HOTLINE ANSWERED **26,389 CALLS IN CHICAGO**.⁵

SURVIVORS REPORTED EXPERIENCING SEVERAL FORMS OF ABUSE⁶

79%

EMOTIONAL
ABUSE

61%

PHYSICAL
ABUSE

4%

SEXUAL
ABUSE

For additional information, please see the full report, [Connecting to Safety and Stability: Domestic Violence Needs Assessment of Chicago](#).

DATA NOTES: 1. SMITH, S.G., CHEN, J., BASILE, K.C., GILBERT, L.K., MERRICK, M.T., PATEL, N., WALLING, M., & JAIN, A. (2017). *THE NATIONAL INTIMATE PARTNER AND SEXUAL VIOLENCE SURVEY (NISVS): 2010-2012 STATE REPORT*. ATLANTA, GA: NATIONAL CENTER FOR INJURY PREVENTION AND CONTROL, CENTERS FOR DISEASE CONTROL AND PREVENTION; 2. ILLINOIS CRIMINAL JUSTICE INFORMATION AUTHORITY, DATASETS, ORDERS OF PROTECTION; 3. AUTHOR'S ANALYSIS OF CHICAGO POLICE DEPARTMENT 2016 CRIME DATA, RETRIEVED FROM THE CITY OF CHICAGO DATA PORTAL; 4. AUTHOR'S ANALYSIS OF INFONET DATA, 2016; 5. AUTHOR'S ANALYSIS OF STATE OF ILLINOIS HOTLINE DATA, 2016; 6. AUTHOR'S ANALYSIS OF STATE OF ILLINOIS HOTLINE DATA, 2016.

**SOCIAL IMPACT
RESEARCH CENTER**

A HEARTLAND ALLIANCE PROGRAM